







# VotesforSchools Lesson Plan: KS2

## Are conspiracy theories more dangerous than we realise?

			
5 mins	<b>1. Starter: Seeing is believing</b>	Whole class	Pupils discuss a selection of conspiracy theories and decide whether they are true or false by moving around the room.
4-5 mins	<b>2. What is a conspiracy theory?</b>	Whole class	Pupils learn about the term “conspiracy theory” to empower them to discuss them for the rest of the lesson.
3-4 mins	<b>3. Why are we talking about this?</b>	Whole class	Pupils explore why this topic is important at the moment.
8-15 mins	<b>4. Theories in action</b>	Individual/ Whole class	Pupils place various conspiracy theories onto a grid based on how believable the idea is and whether it is dangerous.
5-10 mins	<b>5. What would you do?</b>	Whole class/ Pair	Pupils consider some scenarios where they may encounter a conspiracy theory. They then choose the best response to the scenario from a selection of options.
Optional	<b>Call to Action!</b>	Whole class	Pupils have the opportunity take this topic beyond the classroom. See below for details.
N/A	<b>Get involved!</b>	Whole class	Pupils vote on the question using the Yes/No arguments to help. If you would like to find out more about VotesforSchools, get in touch!
5+ mins	<b>Extension: Create a conspiracy theory!</b>	Whole class	Pupils use a grid of options and dice to create a theory!

### Keywords:

- Conspiracy theory
- Fake news
- Misinformation

### Career Launchpad:

- Quick idea:** Learners explore the Full Fact organisations website.
- Big idea:** Pupils produce a checklist of questions to ask when encountering a claim that may be a conspiracy theory.

This lesson plan is for the **KS2 presentation**

Supporting materials for SEND learners in this box

Challenge tasks in this box